BALDOR® • RELIANCE

Product Information Packet

CFSWDM3708T-E

5HP,1165RPM,3PH,60HZ,215TC,3756M,TEFC,F1

Copyright © All product information within this document is subject to ABB Motors and Mechanical Inc. copyright © protection, unless otherwise noted.

Part Detail

Revision:	K	**Status:**	PRD/A	**Change #:**		**Proprietary:**	No
Type:	AC	**Elec. Spec:**	37WGR757	**CD Diagram:**	CD0005	**Mfg Plant:**	
Mech. Spec:	37Q242	**Layout:**	37LYQ242	**Poles:**	06	**Created Date:**	08-03-2017
Base:	RG	**Eff. Date:**	07-07-2020	**Leads:**	9#14		

Specs

Catalog Number:	CFSWDM3708T-E	**Insulation Class:**	H
Enclosure:	TEFC	**Inverter Code:**	Inverter Ready
Frame:	215TC	**KVA Code:**	K
Frame Material:	Stainless Steel	**Lifting Lugs:**	Standard Lifting Lugs
Output @ Frequency:	5.000 HP @ 60 HZ	**Locked Bearing Indicator:**	Locked Bearing
Synchronous Speed @ Frequency:	1200 RPM @ 60 HZ	**Motor Lead Quantity/Wire Size:**	9 @ 14 AWG
Voltage @ Frequency:	460.0 V @ 60 HZ	**Motor Lead Exit:**	Ko Box
	230.0 V @ 60 HZ	**Motor Lead Termination:**	Flying Leads
XP Class and Group:	None	**Motor Type:**	3756M
XP Division:	Not Applicable	**Mounting Arrangement:**	F1
Agency Approvals:	CSA	**Power Factor:**	71
	CSA EEV	**Product Family:**	WD All SS Encapsulated
	UR	**Pulley End Bearing Type:**	Sealed Bearing
Auxillary Box:	No Auxillary Box	**Pulley Face Code:**	C-Face
Auxillary Box Lead Termination:	None	**Pulley Shaft Indicator:**	Standard
Base Indicator:	Rigid	**Rodent Screen:**	None
Bearing Grease Type:	Polyrex EM (-20F +300F)	**RoHS Status:**	ROHS COMPLIANT
Blower:	None	**Shaft Extension Location:**	Pulley End

Current @ Voltage:	14.800 A @ 230.0 V
	7.400 A @ 460.0 V
Design Code:	A
Drip Cover:	No Drip Cover
Duty Rating:	CONT
Electrically Isolated Bearing:	Not Electrically Isolated
Feedback Device:	NO FEEDBACK
Front Face Code:	Standard
Front Shaft Indicator:	None
Heater Indicator:	No Heater

Shaft Ground Indicator:	No Shaft Grounding
Shaft Rotation:	Reversible
Shaft Slinger Indicator:	No Slinger
Speed Code:	Single Speed
Motor Standards:	NEMA
Starting Method:	Direct on line
Thermal Device - Bearing:	None
Thermal Device - Winding:	None
Vibration Sensor Indicator:	No Vibration Sensor
Winding Thermal 1:	None
Winding Thermal 2:	None

Nameplate NP1953K01

CAT.NO.	CFSWDM3708T-E						
SPEC.	37Q242R757G1						
HP	5						
VOLTS	230/460						
AMPS	14.8/7.4						
R.P.M.	1165						
FRAME	215TC	HZ	60			PH	3
SER.F.	1.15	CODE	K	DES.	A	CLASS	H
NEMA NOM. EFF.	89.5	P.F.	71				
RATING	40C AMB-CONT						
CC	010A	USABLE AT 208V	26.7				
DE	6307	ODE	6307				
ENCL	TEFC	SN					
	4:1CT, 10:1VT						

Parts List

Part Number	Description	Quantity
SA348754	SA 37Q242R757G1	1.000 EA
RA337336	RA 37Q242R757G1	1.000 EA
37FN3002C01	EXFN, PLASTIC, 6.00 OD, 1.155 ID	1.000 EA
37CB1012A01	37 MACH. MID SECTION - 3 PC. CONDUIT BOX	1.000 EA
10XN1032FS08	HEX HD CAP SCREW 10-32 X 1/2 SS FOOD SAF	3.000 EA
11XW1032G08	10-32 X .50, TAPTITE II, HEX WSHR SLTD U	1.000 EA
HW3001B01	BRASS CUP WASHER, FOR #10 SCREW	1.000 EA
37EP1920A03	FREP, TEFC MACH - 307 BRG WD11/12 (STAIN	1.000 EA
RM1070A48	O-RING, .070 C.S. X 8.656 ID, VITON	1.000 EA
HW4600F35	35 X 52 X 8 LIP SEAL, GRAPHITE INFUSED V	1.000 EA
HW4600F34	35 X 53 X 4.5 AFX SEAL, GRAPHITE INFUSED	1.000 EA
HW4500S33	1/8 NPT STAINLESS #304 SS PLUG	3.000 EA
HA4002A03	#304 S.S. DRAIN FITTING, .125 NPT (.44 H	1.000 EA
HW5100A08	W3118-035 WVY WSHR (WB)	1.000 EA
37EP1925A01	PUEP, MACH - 307 BRG WD11/12 (STAINLESS)	1.000 EA
RM1070A48	O-RING, .070 C.S. X 8.656 ID, VITON	1.000 EA
HW4600F35	35 X 52 X 8 LIP SEAL, GRAPHITE INFUSED V	1.000 EA
HW4600F34	35 X 53 X 4.5 AFX SEAL, GRAPHITE INFUSED	1.000 EA
HW4500S33	1/8 NPT STAINLESS #304 SS PLUG	3.000 EA
HA4002A03	#304 S.S. DRAIN FITTING, .125 NPT (.44 H	1.000 EA
RM1070A47	O-RING, -011 VITON/FKM .070CS X .301ID	4.000 EA
11XB1214S16	12-14X1.00 HXWSSLD TYP B STAINLESS	1.000 EA
37FH4000A45	STAINLESS FAN COVER, NO GREASER SLOT (FO	1.000 EA
10XN1032FS06	HEX HD CAP SCREW 10-32 X 3/8 SS FOOD SAF	3.000 EA

Parts List (continued)

Part Number	Description	Quantity
35CB1511A01	35-36-37 MACH. LID - 3 PC. CONDUIT BOX	1.000 EA
RM1070A81	O-RING, -043 VITON/FKM .070CS X 3.489ID	1.000 EA
RM1070A81	O-RING, -043 VITON/FKM .070CS X 3.489ID	1.000 EA
HW2502F21	#303 SS,SQ KEY 5/16 X 2.375	1.000 EA
HA7000A02	KEY RETAINER RING, 1 1/8 DIA, 1 3/8 DIA	1.000 EA
MJ5001A27	32220KN GRAY SEALER *MIN BUY 4 QTS=1GAL	0.005 QT
MJ5004A93	FOOD GRADE (H1 RATED) ANTISEIZE THRD COM	0.005 EA
MJ1000A02	GREASE, MOBIL POLYREX EM - 124047	0.050 LB
WD5603A01	KIT, CLOSED-END LEAD SPLICE (18-14GA)	1.000 EA
HA3104FS31	THRUBOLT, 5/16-18 X 15.875 SS FOOD SAFE	4.000 EA
37PA1074	PALLET PACK GRP, PRINT BOX PK1026A06	1.000 EA
MN416A01	TAG-INSTAL-MAINT no wire (1200/bx) 3/19	1.000 EA
HA5027A07	85XU1208S08 FACE DRAIN PINS BAGGED	1.000 EA
FE-0000002	ZRTG FE ASSEMBLY	1.000 EA
PE-0000002	ZRTG PE ASSEMBLY	1.000 EA

AC Induction Motor Performance Data

Record # 59753 - Typical performance - not guaranteed values

Winding: 37WGR757-R001	**Type:** 3756M	**Enclosure:** TEFC

Nameplate Data				460 V, 60 Hz: High Voltage Connection	
Rated Output (HP)	5			Full Load Torque	22.6 LB-FT
Volts	230/460			Start Configuration	direct on line
Full Load Amps	14.8/7.4			Breakdown Torque	74 LB-FT
R.P.M.	1165			Pull-up Torque	41.4 LB-FT
Hz	60	Phase	3	Locked-rotor Torque	47.1 LB-FT
NEMA Design Code	A	KVA Code	K	Starting Current	51.1 A
Service Factor (S.F.)	1.15			No-load Current	3.86 A
NEMA Nom. Eff.	89.5	Power Factor	71	Line-line Res. @ 25ºC	1.4357 Ω
Rating - Duty	40C AMB-CONT			Temp. Rise @ Rated Load	54°C
S.F. Amps				Temp. Rise @ S.F. Load	66°C
				Locked-rotor Power Factor	20

Load Characteristics 460 V, 60 Hz, 5 HP

% of Rated Load	25	50	75	100	125	150	S.F.
Power Factor	33	53	65	71	74	76	73
Efficiency	84.7	89.6	90.5	90.1	89.1	87.6	89.5
Speed	1192.4	1184.5	1175.5	1166.3	1156.1	1143.6	1160
Line amperes	4.17	4.92	6.06	7.35	8.8	10.6	8.22

Performance Graph at 460V, 60Hz, 5.0HP Typical performance - Not guaranteed values

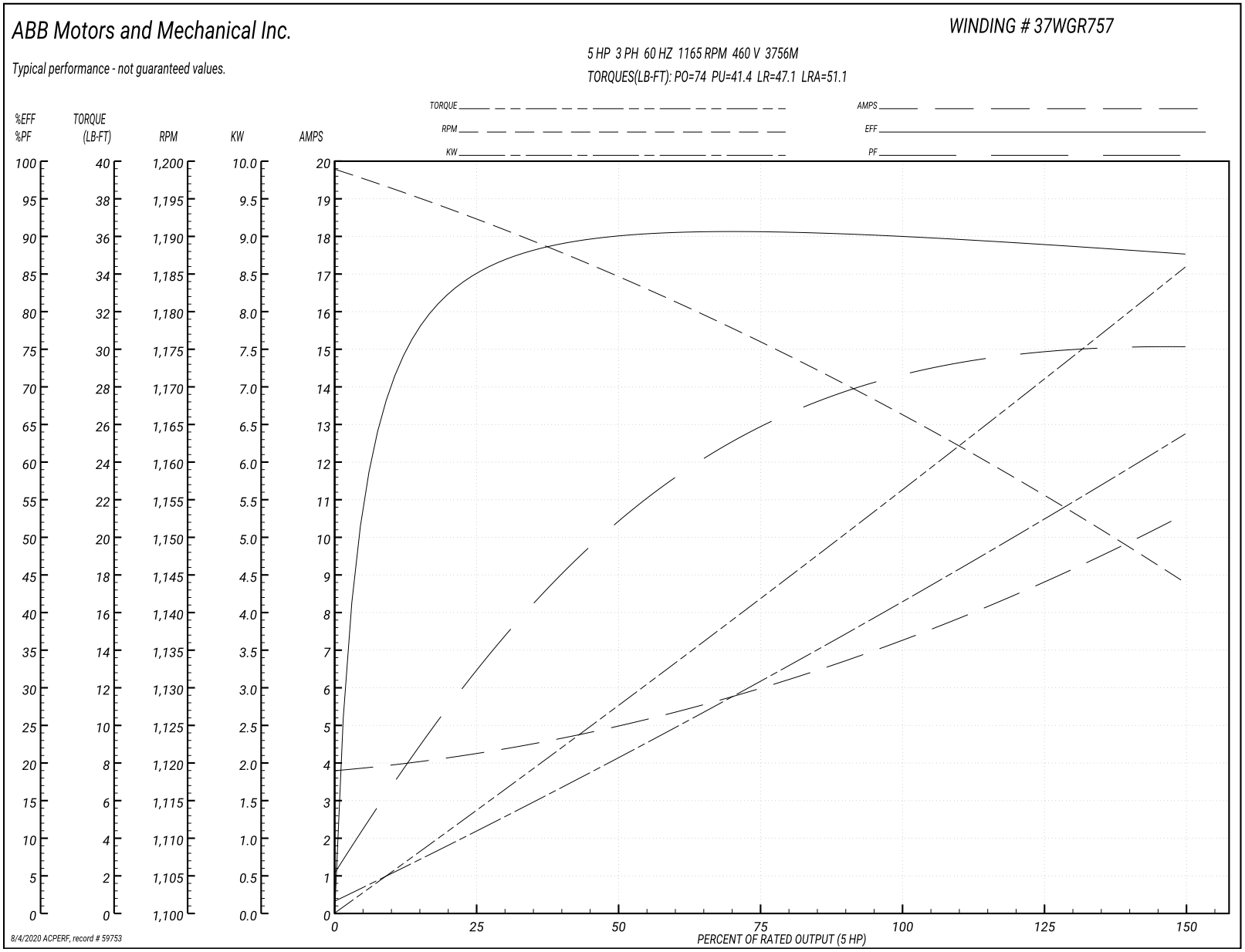

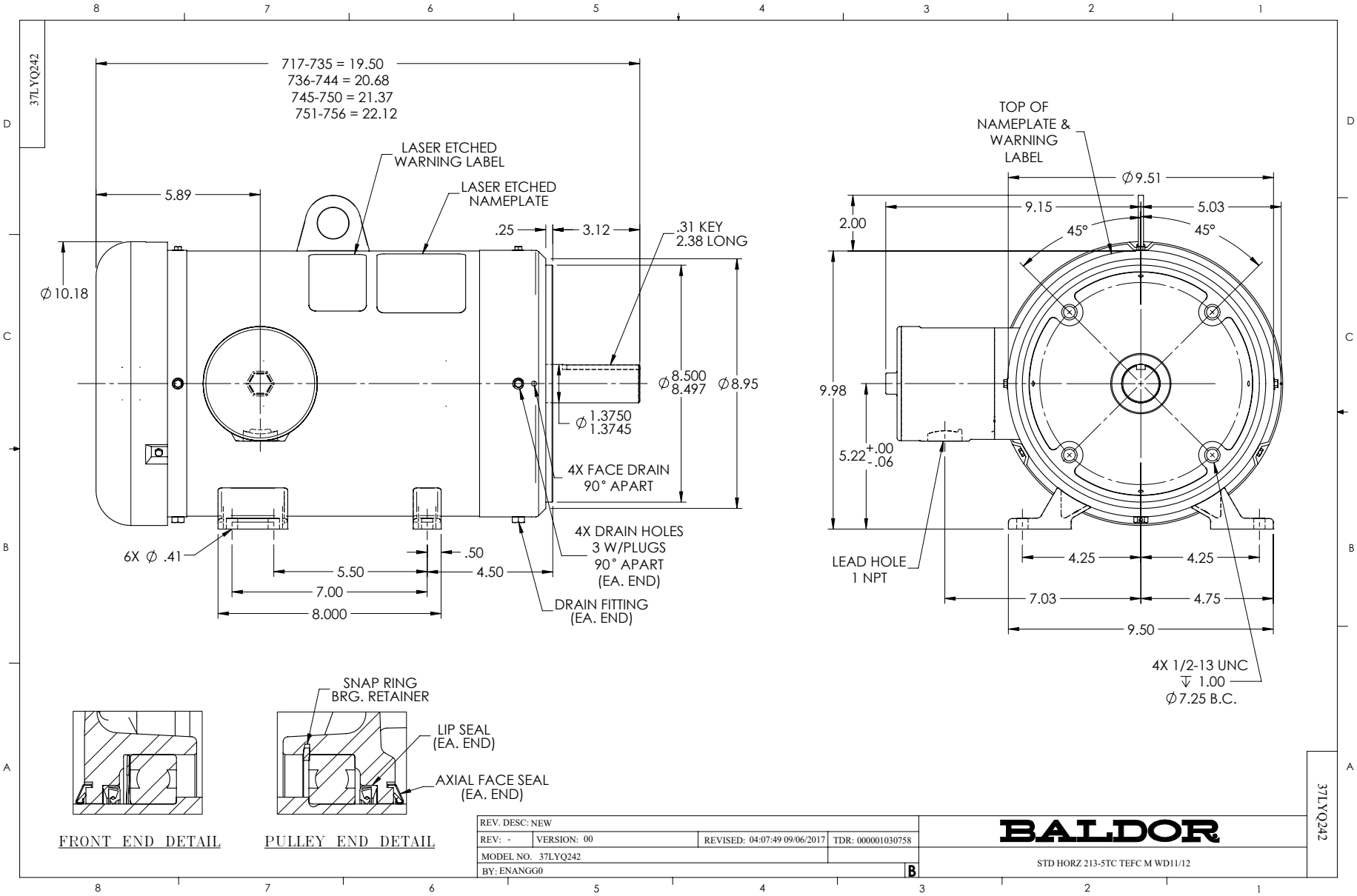
37LYQ242
717-735 = 19.50
736-744 = 20.68
745-750 = 21.37
751-756 = 22.12
LASER ETCHED WARNING LABEL
LASER ETCHED NAMEPLATE
5.89
.25
3.12
.31 KEY 2.38 LONG
∅10.18
∅8.500 8.497
∅8.95
∅1.3750 1.3745
4X FACE DRAIN 90° APART
4X DRAIN HOLES 3 W/PLUGS 90° APART (EA. END)
DRAIN FITTING (EA. END)
6X ∅ .41
.50
5.50
4.50
7.00
8.000
TOP OF NAMEPLATE & WARNING LABEL
∅9.51
9.15
5.03
2.00
45°
45°
9.98
5.22 +.00 -.06
LEAD HOLE 1 NPT
4.25
4.25
7.03
4.75
9.50
4X 1/2-13 UNC ↧ 1.00 ∅7.25 B.C.
SNAP RING BRG. RETAINER
LIP SEAL (EA. END)
AXIAL FACE SEAL (EA. END)
FRONT END DETAIL
PULLEY END DETAIL
REV. DESC: NEW
REV: -
VERSION: 00
REVISED: 04:07:49 09/06/2017
TDR: 000001030758
MODEL NO. 37LYQ242
BY: ENANGG0
B
BALDOR
STD HORZ 213-5TC TEFC M WD11/12
37LYQ242

CD0005

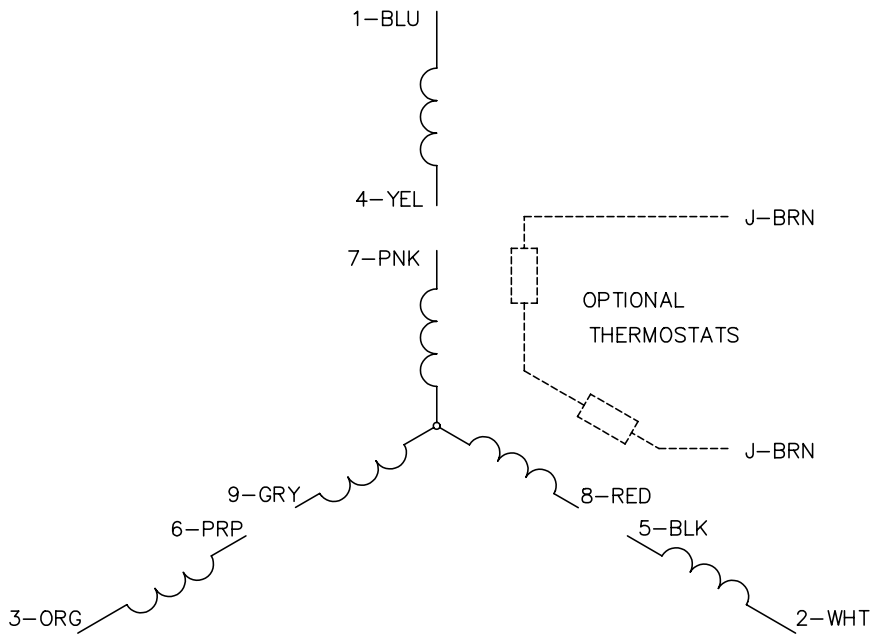

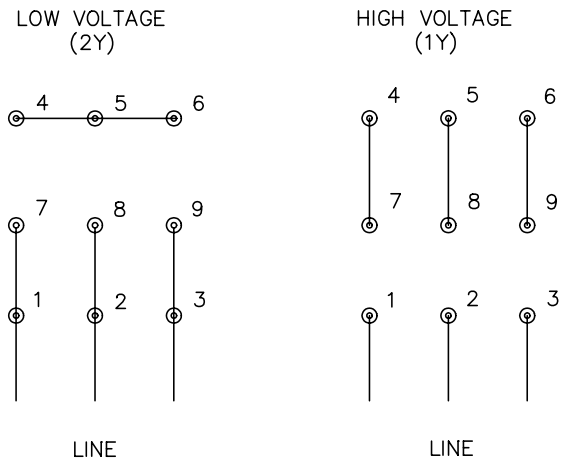

NOTES:

1. INTERCHANGE ANY TWO LINE LEADS TO REVERSE ROTATION.
2. OPTIONAL THERMOSTATS ARE PROVIDED WHEN SPECIFIED.
3. ACTUAL NUMBER OF INTERNAL PARALLEL CIRCUITS MAY BE A MULTIPLE OF THOSE SHOWN ABOVE.
4. LEAD COLORS ARE OPTIONAL. LEADS MUST ALWAYS BE NUMBERED AS SHOWN.

REV. DESC: REVISE TO SHOW OPTIONAL COLORS			
REV. LTR: E	BY: JLP	REVISED: 01/19/99 10:15	TDR: 0171435
CD0005		FILE: AAA00005140	MDL: –
		MTL: –	

BALDOR ELECTRIC Co.

3PH, DV, 9 LEADS

CD0005